



SECTION 16 ROOSTER PAN FEEDER

IN THIS CATALOG SECTION

PAGE NUMBER	CONTENTS
16-02	How to Place a Rooster Pan Feeder Order
16-03	Control Pans & Direct Drive Units
16-04	Scale - Hopper - Boots - Feeders - Tubes
16-05	Tube Clamp - Hangers
16-06	Anti-Roost & Indexing
16-07	Feed Line Component Requirements 2/3/4 Pans per 9' Tube - Single Boot / End Fill
16-08	Feed Line Component Requirements 2/3/4 Pans per 9' Tube - Double Boot / Center Fill
16-09	Feed Line Component Requirements 2/3/4 Pans per 10' Tube - Single Boot / End Fill
16-10	Feed Line Component Requirements 2/3/4 Pans per 10' Tube - Double Boot / Center Fill

REPAIRS

SEE REPAIR LISTING IN SEPARATE CATALOG
--

HOW TO ORDER ROOSTER PAN FEEDERS

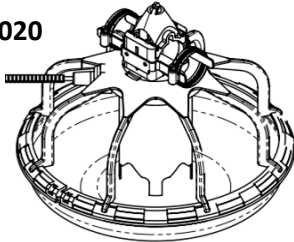
- Recommended Density of Birds Per Pan: 8 - 10 Roosters
- Determine the number of feed lines and type of line needed (end fill or center fill).
- Refer to the feeder line component requirement charts on pages 16-07 thru 16-10.
- Select feeder line components as specified by the chart. See components listing on pages 16-03 thru 16-06.
- A complete rooster feeder line order should include the following items:
 - End house control pan (2 per center fill line).
 - Motor & Gearbox Drive Unit per control pan - farm duty motor if v-belt drive is selected.
 - Rooster scale.
 - Boot or Hopper Base with 300 lb. (136 kg.).
 - Rooster Pan Feeder units.
 - Feed line tubes.
 - Tube clamps and tube hangers.
 - Auger - must be ordered in full length rolls.
 - Anti-Roost Items as needed.
 - Indexing Tube
- Feed delivery rate based on 40 lbs. per cubic foot (640 kg. per cubic meter) is approximately 17 pounds (7.7 kgs.) per minute at 358 RPM with full restrictor shaft with mash feed.

CONTROL PANS & DIRECT DRIVE UNITS

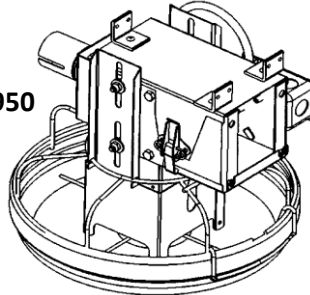
CONTROL PANS - MECHANICAL SWITCH

CATALOG #	ITEM DESCRIPTION	SHIP WEIGHT		LIST PRICE
		LBS.	KG.	
450950	Direct Drive End House Control Pan Unit For All Feeders - Order Motor & Gearbox Below	17.1	7.8	

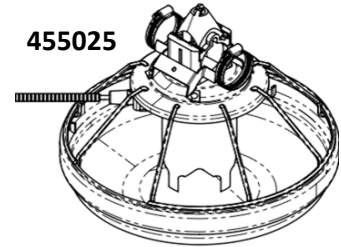
455020



450950



455025



CONTROL PANS - PROXIMITY SENSOR

455020	PXR Rooster End Control Feeder - 8 Spoke Plastic Grill - With Proximity Sensor	2.4	1.1	
455025	PXR Rooster End Control Feeder - 8 Spoke Wire Grill - With Proximity Sensor	3.3	1.5	
450603	End Control Motor Mount Plate With Electric Box - For Proximity Sensor Control Pans - SINGLE PHASE 60/50 HZ	8.2	3.7	
450941	End Control Motor Mount Plate With Electric Box - For Proximity Sensor Control Pans - 3-PHASE 60/50 HZ	8.9	4.0	

Note: 450603 or 450941 required for all Proximity Sensor Control Pans when used at end of feeder line.

DIRECT DRIVE MOTOR & GEARBOX UNITS

60HZ - SINGLE PHASE - 115/230V

450397	1/2 HP Direct Drive Motor & Gearbox - 226 RPM	40.6	18.4	
460025	1/2 HP Direct Drive Motor & Gearbox - 358 RPM	38.1	17.3	
450393	1/2 HP Direct Drive Motor & Gearbox - 441 RPM	35.5	16.1	
450287	1/2 HP Direct Drive Motor & Gearbox - 657 RPM	40.6	18.4	

DIRECT DRIVE MOTOR & GEARBOX UNITS

60HZ - 3 PHASE - 208-230/460V

450391	1/2 HP Direct Drive Motor & Gearbox - 358 RPM	32.0	14.5	
450395	1/2 HP Direct Drive Motor & Gearbox - 441 RPM	28.8	13.1	

DIRECT DRIVE MOTOR & GEARBOX UNITS

50HZ - SINGLE PHASE - 110/220V

450397	1/2 HP Direct Drive Motor & Gearbox - 187 RPM	40.6	18.4	
460025	1/2 HP Direct Drive Motor & Gearbox - 296 RPM	38.1	17.3	
450393	1/2 HP Direct Drive Motor & Gearbox - 368 RPM	35.5	16.1	
450287	1/2 HP Direct Drive Motor & Gearbox - 543 RPM	40.6	18.4	

DIRECT DRIVE MOTOR & GEARBOX UNITS

50HZ - 3 PHASE - 190/380V

450391	1/2 HP Direct Drive Motor & Gearbox - 296 RPM	32.0	14.5	
450395	1/2 HP Direct Drive Motor & Gearbox - 368 RPM	28.8	13.1	

PINION SPACER TOOL

740517	Pinion Spacer Tool	0.5	0.2	
--------	--------------------	-----	-----	--

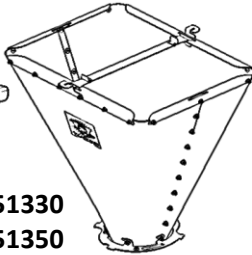
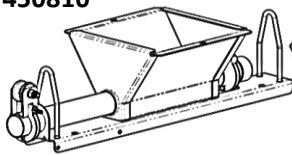
BOOTS - HOPPER - SCALE - WINCH - FEEDERS

BOOTS

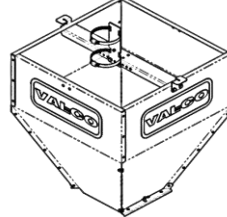
CATALOG #	ITEM DESCRIPTION	SHIP WEIGHT		LIST PRICE
		LBS.	KG.	
450810	Single Outlet Boot Assembly for End Fill	17.2	7.8	
450800	Double Outlet Boot Assembly for Center Fill	27.2	12.3	

450810

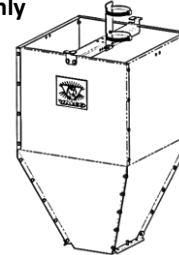
Hoppers Assembled for Reference Only



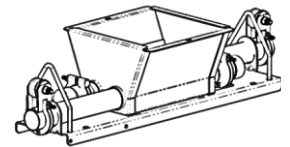
451330
451350



451315



451320



450800

FEED HOPPER

CATALOG #	ITEM DESCRIPTION	SHIP WEIGHT		LIST PRICE
		LBS.	KG.	
451315	100 lb. Capacity Feed Hopper, Slip-In - Unassembled	28.4	12.9	
451320	200 lb. Capacity Feed Hopper, Slip-In - Unassembled	35.0	15.9	
455820	Hopper Scale Adapter Kit (*Hopper must be purchased separately)	2.5	1.1	
451022	100 lb. Extension for Galvanized Feed Hopper (for 451315 or 451320)	14.8	6.7	
450804	Cover for 100 lb. or 200 lb. Feed Hopper	9.3	4.2	
451330	150 lb. Capacity Poly Feed Hopper Kit - Ships Cone Assembled	19.7	8.9	
451350	150 lb. Capacity Poly Feed Hopper Kit - Ships Cone Flat	33.6	15.2	
451345	150 lb. Capacity Poly Feed Hopper Lid	6.3	2.9	

ROOSTER SCALE

415466	350 lb. Rooster Scale With M2L Control	70.0	31.8	
415518	160 kg. Rooster Scale With Metric M2L Control	70.0	31.8	

ROOSTER WINCH

450250	Rooster Winch With Control & Timer	135.0	61.2	
--------	------------------------------------	-------	------	--

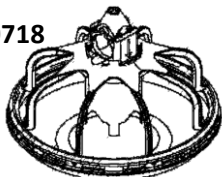
ROOSTER FEEDERS

450718	PXR Rooster Feeder - 8 Spoke Plastic Grill; PVC "flip" adjustment, no shut off	2.1	1.0	
450785	PXR Rooster - 8 Spoke plastic grill, adjustable feed level with slide shut off	1.7	0.8	
451044	PXR Rooster - 8 Spoke plastic grill, adjustable feed level NO shut off	1.7	0.8	
451202	PXR Rooster Feeder - 8 Spoke Wire Grill - 0 to 3 lb. (1.36kg) adjustable capacity; slide shut off	3.1	1.4	
455160	PXR Rooster Feeder - 8 Spoke Wire Grill - 0 to 3 lb. (1.36kg); adjustable capacity; slide shut off; designed to mount on chain feeder/includes all necessary hardware. Includes 450594 feed restrictor.	4.8	2.2	
455160-Q4	PXR Rooster Feeder - 8 Spoke Wire Grill - 0 to 3 lb. (1.36kg); adjustable capacity; slide shut off; designed to mount on chain feeder/includes all necessary hardware. Includes 450594 feed restrictor.	19.0	8.6	
450594	Optional feed restrictor for all rooster feeders.	0.1	0.0	

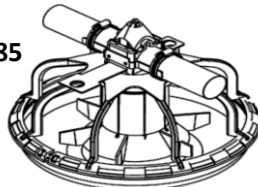
Feed Restrictors are not included and if desired must be ordered separately unless otherwise stated.

Feeders include non-swing hardware for attachment to smooth tube w/ exception of 455160.

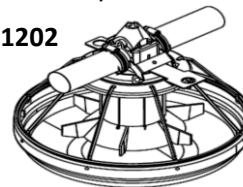
450718



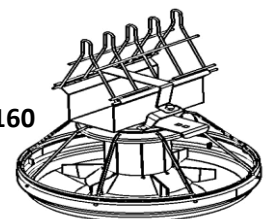
450785



451202



455160





TUBES - TUBE CLAMP & HANGER - AUGER

SMOOTH TUBES (Tube Clamps Required)

CATALOG #	ITEM DESCRIPTION	SHIP WEIGHT		LIST PRICE
		LBS.	KG.	
450224	9' Tube - 1 Hole	6.0	2.7	
450081	9' Tube - 2 Holes	6.0	2.7	
451033	9' Tube - 3 Holes	6.0	2.7	
450145	9' Tube - 4 Holes	6.0	2.7	
451047	10' Tube - 0 Holes	8.0	3.6	
450082	10' Tube - 2 Holes	7.2	3.3	
450083	10' Tube - 3 Holes	7.2	3.3	
450084	10' Tube - 4 Holes	7.6	3.4	
450945	12' Tube - 4 Holes	8.0	3.6	
450085	12' Tube - 5 Holes	8.0	3.6	

TUBE CLAMP & HANGERS

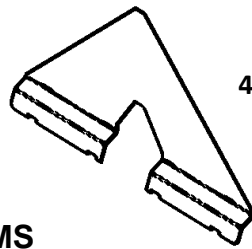
451040	1 3/4" Feeder Tube Clamp	0.2	0.1	
450076	Tube Hanger - Scissors Type for Smooth Tube Only	0.3	0.1	

AUGER

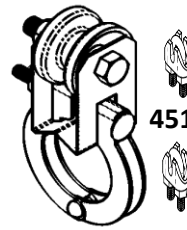
450450-205	205' Roll - 1.438" O.D. Auger	71.8	32.5	
450450-225	225' Roll - 1.438" O.D. Auger	78.8	35.7	
450450-245	245' Roll - 1.438" O.D. Auger	85.8	38.9	
450450-265	265' Roll - 1.438" O.D. Auger	92.8	42.1	
450450-285	285' Roll - 1.438" O.D. Auger	99.8	45.2	
450450-305	305' Roll - 1.438" O.D. Auger	106.8	48.4	
450450-325	325' Roll - 1.438" O.D. Auger	113.8	51.6	
450450-345	345' Roll - 1.438" O.D. Auger	120.8	54.8	
450450-365	365' Roll - 1.438" O.D. Auger	127.8	57.9	
450450-385	385' Roll - 1.438" O.D. Auger	134.8	61.1	
450450-405	405' Roll - 1.438" O.D. Auger	163.0	73.9	
450450-425	425' Roll - 1.438" O.D. Auger	148.8	67.5	
450450-445	445' Roll - 1.438" O.D. Auger	155.8	70.6	
450450-465	465' Roll - 1.438" O.D. Auger	162.8	73.8	
450450-485	485' Roll - 1.438" O.D. Auger	169.8	77.0	
450450-505	505' Roll - 1.438" O.D. Auger	176.8	80.2	
450450-540	540' Roll - 1.438" O.D. Auger	189.0	85.7	
450450-565	565' Roll - 1.438" O.D. Auger	198.0	89.8	
450450-600	600' Roll - 1.438" O.D. Auger	210.0	95.3	
450450-650	650' Roll - 1.438" O.D. Auger	227.5	103.2	

Auger must be ordered in full length rolls.

ANTI-ROOST - TUBE INDEXING



451034



451042

ANTI-ROOST ITEMS

CATALOG #	ITEM DESCRIPTION	SHIP WEIGHT		LIST PRICE
		LBS.	KG.	
451042	Anti-Roost Insulator Bracket Assembly with 2 Cable Clamps	0.4	0.2	
450437	Spring for Anti-Roost Shocker Wire	0.1	0.1	
VG342	1/16" Anti-Roost Wire	0.0	0.0	
VC353	1/16" Clamp for Anti-Roost Wire	0.0	0.0	
451034	FUZE / PXR Pan Anti-Roost (Need (4) 451008 per one)	0.8	0.4	
451008	1 3/4" SS Tube Clamp (4 needed for 451034)	0.1	0.0	

TUBE INDEXING

CATALOG #	ITEM DESCRIPTION	SHIP WEIGHT		LIST PRICE
		LBS.	KG.	
450135	Indexing Gauge Carton	2.1	0.9	
451085	Hanger Assembly for indexed ribbed tube.	0.2	0.1	



POULTRY - 2/3/4 PANS PER 9' TUBE - SINGLE BOOT / END FILL

Feed Line Length	Feed Line Length	Items to Select											Anti-Roost		
		End House Control Pan	1/2 HP Motor & Gearbox	Feed Hopper	Single Outlet Boot	Pan Feeder Assy			9' Tube	1.75" Tube Clamp (Ribbed or Smooth)	1.75" Tube Hanger Ribbed - 450826 Smooth - 450123 / 450076	1.438" OD Auger (Feet)	Insulator Bracket & Clamp	Spring for Anti-Roost Wire	1/16" Anti-Roost Wire
Feet	Meter				450810	2 Pan	3 Pan	4 Pan		451040		450450-	451042	450437	VG342
108	33	1	1	1	1	24	36	48	12	11	14	108	2	2	130
117	36	1	1	1	1	26	39	52	13	12	15	117	2	2	140
126	39	1	1	1	1	28	42	56	14	13	16	126	2	2	150
135	42	1	1	1	1	30	45	60	15	14	17	135	2	2	160
144	45	1	1	1	1	32	48	64	16	15	18	144	3	3	170
153	48	1	1	1	1	34	51	68	17	16	20	153	3	3	180
162	51	1	1	1	1	36	54	72	18	17	21	162	3	3	190
171	54	1	1	1	1	38	57	76	19	18	22	171	3	3	200
180	57	1	1	1	1	40	60	80	20	19	23	180	3	3	200
189	60	1	1	1	1	42	63	84	21	20	24	189	4	4	210
198	63	1	1	1	1	44	66	88	22	21	25	198	4	4	220
207	66	1	1	1	1	46	69	92	23	22	26	207	4	4	230
216	69	1	1	1	1	48	72	96	24	23	27	216	4	4	240
225	72	1	1	1	1	50	75	100	25	24	29	225	4	4	250
234	75	1	1	1	1	52	78	104	26	25	30	234	5	5	260
243	78	1	1	1	1	54	81	108	27	26	31	243	5	5	270
252	81	1	1	1	1	56	84	112	28	27	32	252	5	5	280
261	84	1	1	1	1	58	87	116	29	28	33	261	5	5	290
270	87	1	1	1	1	60	90	120	30	29	34	270	5	5	290
279	90	1	1	1	1	62	93	124	31	30	35	279	6	6	300
288	93	1	1	1	1	64	96	128	32	31	36	288	6	6	310
297	96	1	1	1	1	66	99	132	33	32	38	297	6	6	320
306	99	1	1	1	1	68	102	136	34	33	39	306	6	6	330
315	102	1	1	1	1	70	105	140	35	34	40	315	6	6	340
324	105	1	1	1	1	72	108	144	36	35	41	324	7	7	350
333	108	1	1	1	1	74	111	148	37	36	42	333	7	7	360
342	111	1	1	1	1	76	114	152	38	37	43	342	7	7	370
351	114	1	1	1	1	78	117	156	39	38	44	351	7	7	380
360	117	1	1	1	1	80	120	160	40	39	45	360	7	7	380
369	120	1	1	1	1	82	123	164	41	40	47	369	8	8	390
378	123	1	1	1	1	84	126	168	42	41	48	378	8	8	400
387	126	1	1	1	1	86	129	172	43	42	49	387	8	8	410
396	129	1	1	1	1	88	132	176	44	43	50	396	8	8	420
405	132	1	1	1	1	90	135	180	45	44	51	405	8	8	430
414	135	1	1	1	1	92	138	184	46	45	52	414	9	9	440
423	138	1	1	1	1	94	141	188	47	46	53	423	9	9	450
432	141	1	1	1	1	96	144	192	48	47	54	432	9	9	460
441	144	1	1	1	1	98	147	196	49	48	56	441	9	9	470
450	147	1	1	1	1	100	150	200	50	49	57	450	9	9	470
459	150	1	1	1	1	102	153	204	51	50	58	459	10	10	480
468	153	1	1	1	1	104	156	208	52	51	59	468	10	10	490
477	156	1	1	1	1	106	159	212	53	52	60	477	10	10	500
486	159	1	1	1	1	108	162	216	54	53	61	486	10	10	510
495	162	1	1	1	1	110	165	220	55	54	62	495	10	10	520
504	165	1	1	1	1	112	168	224	56	55	63	504	11	11	530



POULTRY - 2/3/4 PANS PER 9' TUBE - DOUBLE BOOT / CENTER FILL

Feed Line Length	Feed Line Length	Items to Select											Anti-Roost		
		End House Control Pan	1/2 HP Motor & Gearbox	Feed Hopper	Double Outlet Boot	Pan Feeder Assy			9' Tube	1.75" Tube Clamp (Ribbed or Smooth)	1.75" Tube Hanger Ribbed - 450826 Smooth - 450123 / 450076	1.438" OD Auger (Feet)	Insulator Bracket & Clamp	Spring for Anti-Roost Wire	1/16" Anti-Roost Wire
Feet	Meter				450800	2 Pan	3 Pan	4 Pan		451040		450450-	451042	450437	VG342
198	60	2	2	1	1	44	66	88	22	18	25	198	4	4	220
207	63	2	2	1	1	46	69	92	23	19	26	207	4	4	230
216	66	2	2	1	1	48	72	96	24	20	27	216	4	4	240
225	69	2	2	1	1	50	75	100	25	21	28	225	4	4	250
234	72	2	2	1	1	52	78	104	26	22	29	234	4	4	260
243	75	2	2	1	1	54	81	108	27	23	30	243	4	4	270
252	78	2	2	1	1	56	84	112	28	24	32	252	4	4	280
261	81	2	2	1	1	58	87	116	29	25	33	261	4	4	290
270	84	2	2	1	1	60	90	120	30	26	34	270	4	4	290
279	87	2	2	1	1	62	93	124	31	25	35	279	6	6	300
288	90	2	2	1	1	64	96	128	32	26	36	288	6	6	310
297	93	2	2	1	1	66	99	132	33	27	37	297	6	6	320
306	96	2	2	1	1	68	102	136	34	28	38	306	6	6	330
315	99	2	2	1	1	70	105	140	35	29	39	315	6	6	340
324	102	2	2	1	1	72	108	144	36	30	41	324	6	6	350
333	105	2	2	1	1	74	111	148	37	31	42	333	6	6	360
342	108	2	2	1	1	76	114	152	38	32	43	342	6	6	370
351	111	2	2	1	1	78	117	156	39	33	44	351	6	6	380
360	114	2	2	1	1	80	120	160	40	34	45	360	6	6	380
369	117	2	2	1	1	82	123	164	41	33	46	369	8	8	390
378	120	2	2	1	1	84	126	168	42	34	47	378	8	8	400
387	123	2	2	1	1	86	129	172	43	35	48	387	8	8	410
396	126	2	2	1	1	88	132	176	44	36	50	396	8	8	420
405	129	2	2	1	1	90	135	180	45	37	51	405	8	8	430
414	132	2	2	1	1	92	138	184	46	38	52	414	8	8	440
423	135	2	2	1	1	94	141	188	47	39	53	423	8	8	450
432	138	2	2	1	1	96	144	192	48	40	54	432	8	8	460
441	141	2	2	1	1	98	147	196	49	41	55	441	8	8	470
450	144	2	2	1	1	100	150	200	50	42	56	450	8	8	470
459	147	2	2	1	1	102	153	204	51	41	57	459	10	10	480
468	150	2	2	1	1	104	156	208	52	42	59	468	10	10	490
477	153	2	2	1	1	106	159	212	53	43	60	477	10	10	500
486	156	2	2	1	1	108	162	216	54	44	61	486	10	10	510
495	159	2	2	1	1	110	165	220	55	45	62	495	10	10	520
504	162	2	2	1	1	112	168	224	56	46	63	504	10	10	530
513	165	2	2	1	1	114	171	228	57	47	64	513	10	10	540
522	168	2	2	1	1	116	174	232	58	48	65	522	10	10	550
531	171	2	2	1	1	118	177	236	59	49	66	531	10	10	560
540	174	2	2	1	1	120	180	240	60	50	68	540	10	10	560
549	177	2	2	1	1	122	183	244	61	49	69	549	12	12	570
558	180	2	2	1	1	124	186	248	62	50	70	558	12	12	580
567	183	2	2	1	1	126	189	252	63	51	71	567	12	12	590
576	186	2	2	1	1	128	192	256	64	52	72	576	12	12	600
585	189	2	2	1	1	130	195	260	65	53	73	585	12	12	610
594	192	2	2	1	1	132	198	264	66	54	74	594	12	12	620



POULTRY- 2/3/4 PANS PER 10' TUBE - SINGLE BOOT / END FILL

Feed Line Length	Feed Line Length	Items to Select											Anti-Roost		
		End House Control Pan	1/2 HP Motor & Gearbox	Feed Hopper	Single Outlet Boot	Pan Feeder Assy			10' Tube	1.75" Tube Clamp (Ribbed or Smooth)	1.75" Tube Hanger Ribbed - 450826 Smooth - 450123 / 450076	1.438" OD Auger (Feet)	Insulator Bracket & Clamp	Spring for Anti-Roost Wire	1/16" Anti-Roost Wire
Feet	Meter				450810	2 Pan	3 Pan	4 Pan		451040		450450-	451042	450437	VG342
60	18	1	1	1	1	12	18	24	6	5	8	60	1	1	80
70	21	1	1	1	1	14	21	28	7	6	9	70	1	1	90
80	24	1	1	1	1	16	24	32	8	7	10	80	1	1	100
90	28	1	1	1	1	18	27	36	9	8	11	90	1	1	110
100	31	1	1	1	1	20	30	40	10	9	13	100	1	1	120
110	34	1	1	1	1	22	33	44	11	9	14	110	2	2	130
120	37	1	1	1	1	24	36	48	12	10	15	120	2	2	140
130	40	1	1	1	1	26	39	52	13	11	16	130	2	2	150
140	43	1	1	1	1	28	42	56	14	12	18	140	2	2	160
150	46	1	1	1	1	30	45	60	15	13	19	150	2	2	170
160	49	1	1	1	1	32	48	64	16	13	20	160	3	3	180
170	52	1	1	1	1	34	51	68	17	14	21	170	3	3	190
180	55	1	1	1	1	36	54	72	18	15	23	180	3	3	200
190	58	1	1	1	1	38	57	76	19	16	24	190	3	3	210
200	61	1	1	1	1	40	60	80	20	17	25	200	3	3	220
210	64	1	1	1	1	42	63	84	21	17	26	210	4	4	230
220	67	1	1	1	1	44	66	88	22	18	28	220	4	4	240
230	70	1	1	1	1	46	69	92	23	19	29	230	4	4	250
240	73	1	1	1	1	48	72	96	24	20	30	240	4	4	260
250	76	1	1	1	1	50	75	100	25	21	31	250	4	4	270
260	79	1	1	1	1	52	78	104	26	21	33	260	5	5	280
270	82	1	1	1	1	54	81	108	27	22	34	270	5	5	290
280	85	1	1	1	1	56	84	112	28	23	35	280	5	5	300
290	88	1	1	1	1	58	87	116	29	24	36	290	5	5	310
300	92	1	1	1	1	60	90	120	30	25	38	300	5	5	320
310	95	1	1	1	1	62	93	124	31	25	39	310	6	6	330
320	98	1	1	1	1	64	96	128	32	26	40	320	6	6	340
330	101	1	1	1	1	66	99	132	33	27	41	330	6	6	350
340	104	1	1	1	1	68	102	136	34	28	43	340	6	6	360
350	107	1	1	1	1	70	105	140	35	29	44	350	6	6	370
360	110	1	1	1	1	72	108	144	36	29	45	360	7	7	380
370	113	1	1	1	1	74	111	148	37	30	46	370	7	7	390
380	116	1	1	1	1	76	114	152	38	31	48	380	7	7	400
390	119	1	1	1	1	78	117	156	39	32	49	390	7	7	410
400	122	1	1	1	1	80	120	160	40	33	50	400	7	7	420
410	125	1	1	1	1	82	123	164	41	33	51	410	8	8	430
420	128	1	1	1	1	84	126	168	42	34	53	420	8	8	440
430	131	1	1	1	1	86	129	172	43	35	54	430	8	8	450
440	134	1	1	1	1	88	132	176	44	36	55	440	8	8	460
450	137	1	1	1	1	90	135	180	45	37	56	450	8	8	470
460	140	1	1	1	1	92	138	184	46	37	58	460	9	9	480
470	143	1	1	1	1	94	141	188	47	38	59	470	9	9	490
480	146	1	1	1	1	96	144	192	48	39	60	480	9	9	500
490	149	1	1	1	1	98	147	196	49	40	61	490	9	9	510
500	153	1	1	1	1	100	150	200	50	41	63	500	9	9	520



POULTRY- 2/3/4 PANS PER 10' TUBE - DOUBLE BOOT / CENTER FILL

Feed Line Length	Feed Line Length	Items to Select											Anti-Roost		
		End House Control Pan	1/2 HP Motor & Gearbox	Feed Hopper	Double Outlet Boot	Pan Feeder Assy			10' Tube	1.75" Tube Clamp (Ribbed or Smooth)	1.75" Tube Hanger Ribbed - 450826 Smooth - 450123 / 450076	1.438" OD Auger (Feet)	Insulator Bracket & Clamp	Spring for Anti-Roost Wire	1/16" Anti-Roost Wire
						450800	2 Pan	3 Pan							
Feet	Meter														
160	49	2	2	1	1	32	48	64	16	14	20	160	2	2	180
170	52	2	2	1	1	34	51	68	17	15	21	170	2	2	190
180	55	2	2	1	1	36	54	72	18	16	23	180	2	2	200
190	58	2	2	1	1	38	57	76	19	17	24	190	2	2	210
200	61	2	2	1	1	40	60	80	20	18	25	200	2	2	220
210	64	2	2	1	1	42	63	84	21	19	26	210	4	4	230
220	67	2	2	1	1	44	66	88	22	20	28	220	4	4	240
230	70	2	2	1	1	46	69	92	23	21	29	230	4	4	250
240	73	2	2	1	1	48	72	96	24	22	30	240	4	4	260
250	76	2	2	1	1	50	75	100	25	23	31	250	4	4	270
260	79	2	2	1	1	52	78	104	26	24	33	260	4	4	280
270	82	2	2	1	1	54	81	108	27	25	34	270	4	4	290
280	85	2	2	1	1	56	84	112	28	26	35	280	4	4	300
290	88	2	2	1	1	58	87	116	29	27	36	290	4	4	310
300	92	2	2	1	1	60	90	120	30	28	38	300	4	4	320
310	95	2	2	1	1	62	93	124	31	29	39	310	6	6	330
320	98	2	2	1	1	64	96	128	32	30	40	320	6	6	340
330	101	2	2	1	1	66	99	132	33	31	41	330	6	6	350
340	104	2	2	1	1	68	102	136	34	32	43	340	6	6	360
350	107	2	2	1	1	70	105	140	35	33	44	350	6	6	370
360	110	2	2	1	1	72	108	144	36	34	45	360	6	6	380
370	113	2	2	1	1	74	111	148	37	35	46	370	6	6	390
380	116	2	2	1	1	76	114	152	38	36	48	380	6	6	400
390	119	2	2	1	1	78	117	156	39	37	49	390	6	6	410
400	122	2	2	1	1	80	120	160	40	38	50	400	6	6	420
410	125	2	2	1	1	82	123	164	41	39	51	410	8	8	430
420	128	2	2	1	1	84	126	168	42	40	53	420	8	8	440
430	131	2	2	1	1	86	129	172	43	41	54	430	8	8	450
440	134	2	2	1	1	88	132	176	44	42	55	440	8	8	460
450	137	2	2	1	1	90	135	180	45	43	56	450	8	8	470
460	140	2	2	1	1	92	138	184	46	44	58	460	8	8	480
470	143	2	2	1	1	94	141	188	47	45	59	470	8	8	490
480	146	2	2	1	1	96	144	192	48	46	60	480	8	8	500
490	149	2	2	1	1	98	147	196	49	47	61	490	8	8	510
500	153	2	2	1	1	100	150	200	50	48	63	500	8	8	520
510	156	2	2	1	1	102	153	204	51	49	64	510	10	10	530
520	159	2	2	1	1	104	156	208	52	50	65	520	10	10	540
530	162	2	2	1	1	106	159	212	53	51	66	530	10	10	550
540	165	2	2	1	1	108	162	216	54	52	68	540	10	10	560
550	168	2	2	1	1	110	165	220	55	53	69	550	10	10	570
560	171	2	2	1	1	112	168	224	56	54	70	560	10	10	580
570	174	2	2	1	1	114	171	228	57	55	74	570	10	10	590
580	177	2	2	1	1	116	174	232	58	56	73	580	10	10	600
590	180	2	2	1	1	118	177	236	59	57	74	590	10	10	610
600	183	2	2	1	1	120	180	240	60	58	75	600	10	10	620